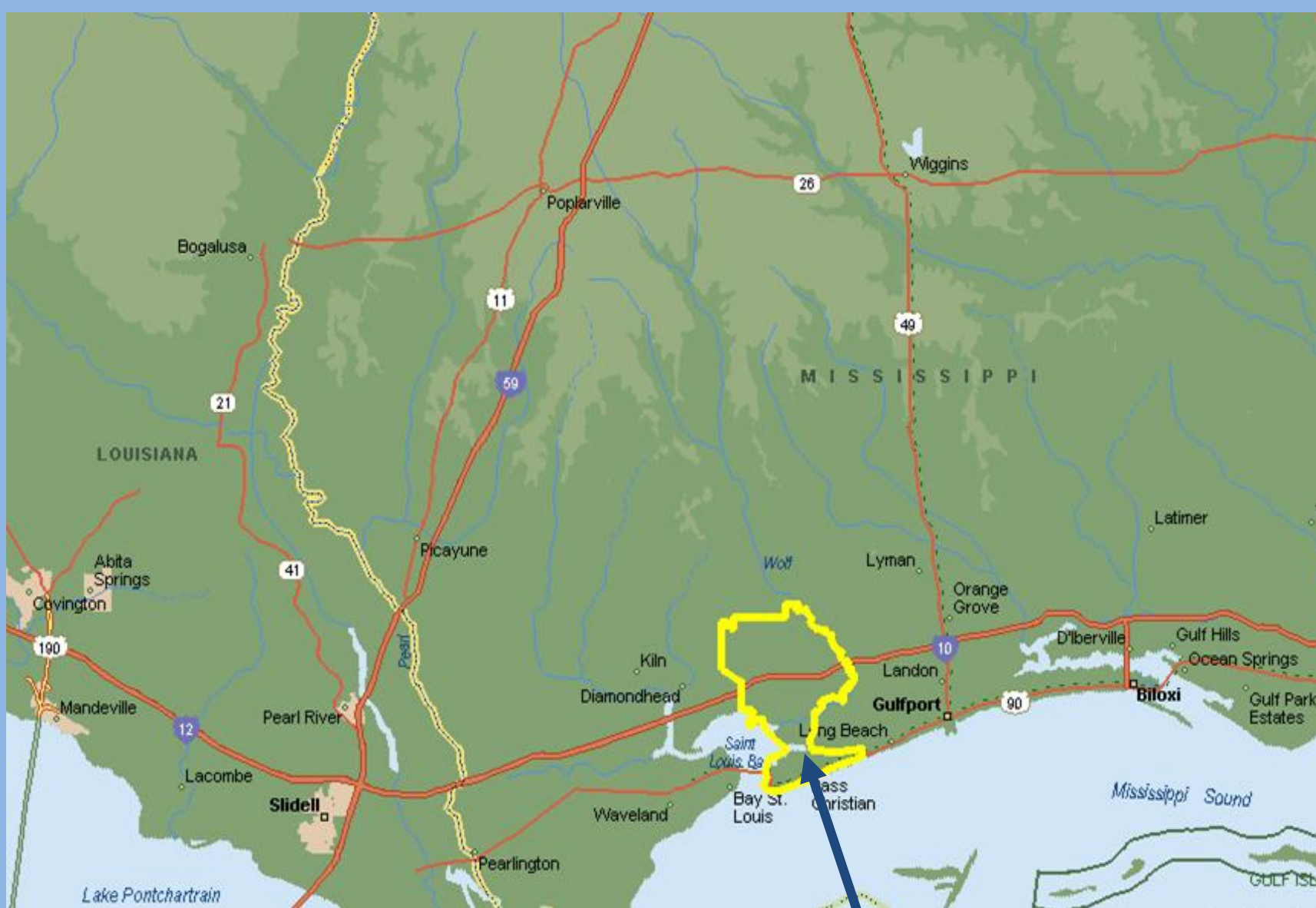


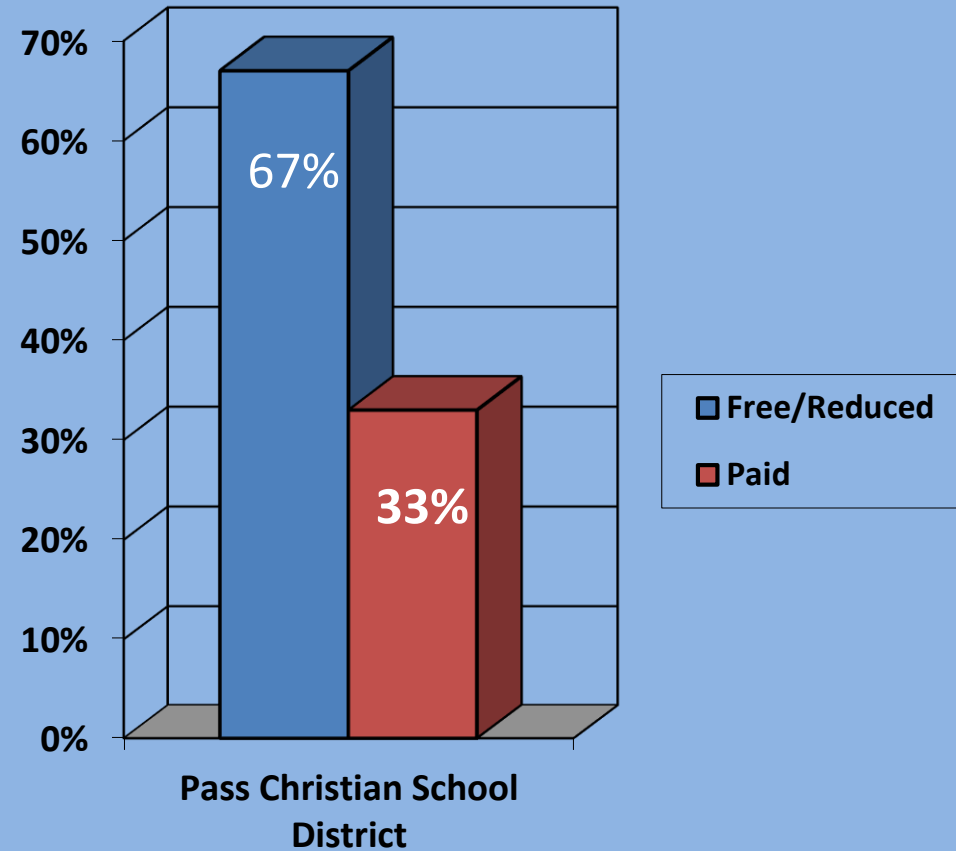
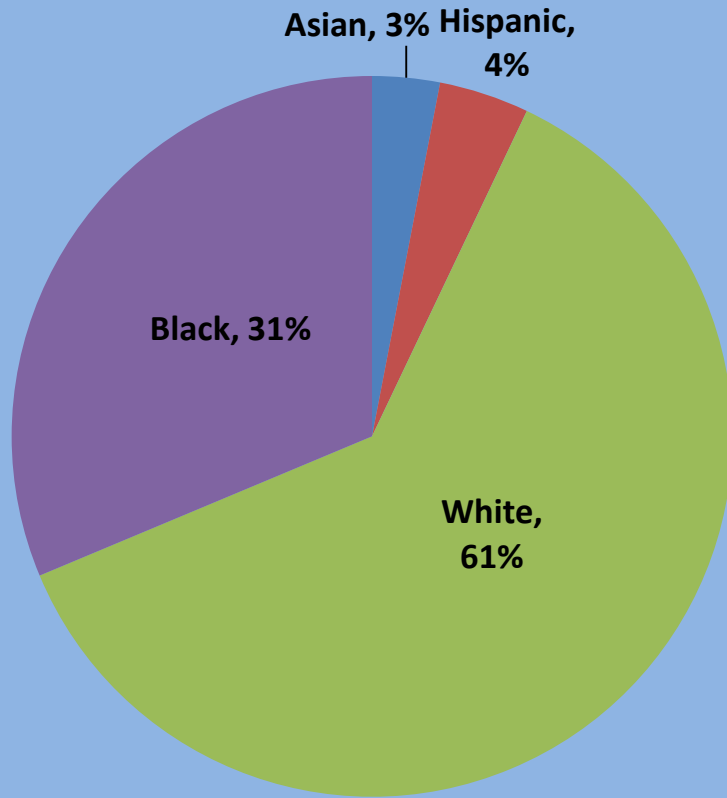


“The Pass”

- One of the smallest towns along the Mississippi Gulf Coast
- Rich history of a distinctive lifestyle for over 300 years
- Total area of 15.3 square miles
- 6.9 square miles of this (45%) is water
- Population ranges from 4,600 to 6,000
- Diverse culture:
 - 64% White
 - 28% Black
 - 0.4% Native American
 - 4% Asian
 - 3% Hispanic



Pass Christian School District



Pass Christian School District Demographics

Pass Christian School District Profile

- Total enrollment as of September 2014 = 2,018 students
- All 4 schools qualify for Title I Part A funds
- 12.63% of students qualify for Special Education services
- 2013-14 (4Yr) Graduation Rate = 89%
- District employees = 254
- Full time Equivalent teaching units (FTE's) = 159
- 100% of teachers are highly qualified
- 21 teachers, counselors, & administrators hold National Board Certification

Birthplace of Yachting in the South









Partnering with the Pass Christian Walmart and United Way to provide school supplies.







Dupont DeLisle Plant



Pass Christian and DeLisle are
close-knit communities
of proud people
who do not give up during hard times.





85%- 90% of Pass Christian was destroyed by Katrina

Hurricane Katrina Decimated All Schools



September 2005







Pass Christian School District



Our Vision
“Committed to
Excellence”




Our Beliefs

- Students excel when:
- Curriculum is **challenging** and **progressive**
- Actively **engaged** in the **learning** process
- All have an **equal** opportunity to learn
- Learning is a **shared** responsibility
- Held to **clearly defined high** expectations
- **All** are accepted, valued, and safe



District Accomplishments

- Student Achievement: Ranked as the #1 school district in the state for 5 years
- Mississippi School Board Association (MSBA) Lighthouse School Leader Beacon Award 2002 – 2014
- District and Schools consistently earn Program for Research and Evaluation of Public Schools (PREPS) Value Added Awards for performing significantly better than other schools with comparable socio-economic circumstances



District Accomplishments



- DeLisle Elementary School received the 2013 National Blue Ribbon School Award.
- Pass High ACT average = 22.2 (higher than national average)

District Accomplishments

- Pass Christian Elementary and Pass Christian Middle School earned Star School designation for the past 5 years
- Pass Christian High School: For the past 5 years recognized by U.S. News and World Reports as one of the best high schools in the nation
- DeLisle Elementary: recognized as a REACH MS School-Wide Positive Behavioral Interventions and Supports “Model Site” for 2012-2013 & for 2013-2014



District Accomplishments

- Pass Christian High School: 2005 NCLB Blue Ribbon School; 4 National Merit Semi Finalists for 2014-15
- Class of 2014 earned over \$4,000,000 in scholarships.
- Pass Christian Middle School: 2012 NCLB Blue Ribbon School



- DeLisle Elementary: One of 4 schools in the state rated as a Highest Performing Reward School

Pass Christian School District

ALIGNING K-12 INSTRUCTION FOR COMMON CORE SUCCESS



Pre Common Core

- 4 State Tests to Graduate
 - English II
 - U.S. History
 - Biology I
 - Algebra I
- ELA
 - Absence of a writing component for the last 3 years
 - Grammar, reading, and vocabulary tested separately
 - All multiple choice
 - Untimed
- Math
 - All multiple choice
 - No explanations of process necessary
 - Untimed

New Vision With Common Core

Connecting the Dots: Teaching kids how to think not what to think.

- Small Budget with Big Dreams
- Began Building Capacity Early
- Idea for Common Core Liaisons
 - 1 ELA
 - 1 Math
 - 1 K-2

Mathematics – What we were asking our students to do before Common Core

Algebra I Midterm Exam Answer Sheet		Name: _____	
		Date: _____	
1. _____	24. _____	47. _____	70. _____
2. _____	25. _____	48. _____	71. _____
3. _____	26. _____	49. _____	72. _____
4. _____	27. _____	50. _____	73. _____
5. _____	28. _____	51. _____	74. _____
6. _____	29. _____	52. _____	75. _____
7. _____	30. _____	53. _____	76. _____
8. _____	31. _____	54. _____	77. _____
9. _____	32. _____	55. _____	78. _____
10. _____	33. _____	56. _____	79. _____
11. _____	34. _____	57. _____	80. _____
12. _____	35. _____	58. _____	
13. _____	36. _____	59. _____	
14. _____	37. _____	60. _____	
15. _____	38. _____	61. _____	
16. _____	39. _____	62. _____	
17. _____	40. _____	63. _____	
18. _____	41. _____	64. _____	
19. _____	42. _____	65. _____	
20. _____	43. _____	66. _____	
21. _____	44. _____	67. _____	
22. _____	45. _____	68. _____	
23. _____	46. _____	69. _____	

Mathematics Sample – 3rd Grade

Springmart Toys and More	
Playstation Game	\$32.99
Computer Game	\$15.99
Rainbow Loom Starter Pack	\$9.75
Shimmering Head Bands	\$7.23
Model Car	\$6.49
Sports Pack	\$8.85



























A. Raylen decides to buy a Rainbow Loom Starter Pack and Shimmering Head Bands. How much will Raylen’s total be?

B. Rory purchases a Model Car and a Sports Pack. How much will Rory’s total be?

C. If Rory gives the cashier \$16.00, how much change will he receive?

D. How much more did Raylen spend than Rory?

Mathematics Sample- 5th Grade

CHEROKEE DISCOUNTS		
Calculator \$6.99 	Lined Paper 500 sheets Regular Price 93¢ One pack free with purchase of calculator 	Folder 15¢ each 
Erasers – large 52¢ each 	Clipboard \$2.15 	Book Covers 4 for \$2.00 
Glue 2 oz. bottle 95¢ 	Backpack \$8.97 	Pencils 11¢ each 10 pack -- \$1.01 
Scissors \$1.75 	Pens 29¢ each \$3.56 – 15 pack 	Ruler \$1.45 each 
	Spiral Notebooks 99¢ each BUY FIVE GET ONE FREE 	
CANTON SUPPLIES		
Calculator \$12.98 – regular price  ON SALE FOR ½ OFF REGULAR PRICE	Lined Paper 500 sheets Regular Price - 47¢ 	Folders 11¢ each Buy 3 get one FREE 
Erasers – large 60¢ each 	Clipboard \$1.99 	Book Covers \$1.50 
Glue 2 oz. bottle 39¢ 	Backpack \$8.37 	Pencils 69¢ each 10 pack -- \$2.02 
Scissors \$2.13 	Pens 35¢ each \$4.08 – 15 pack 	Ruler \$1.14 each 
	Spiral Notebooks 75¢ each 	

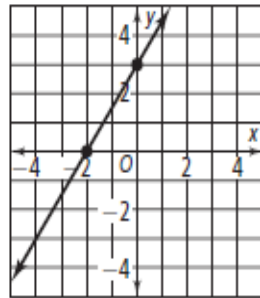
Use the sales ad above to buy supplies for a project. The supplies you need to purchase the following: glue, scissors, paper, erasers, a ruler, and a clipboard.

Find a price for each store and decide which would be the best to go to.

You have \$20 to spend. How much will you have left over?

Mathematics Samples – Algebra I

You and your friend are having trouble using the different methods for finding the equation of a line. With the help of the graph at the right, provide a detailed step-by-step procedure that demonstrates how each method works.



a. Using slope and y-intercept

b. Using slope and a point

c. Using two points

a. Write a paragraph to a friend explaining the meaning of these terms: relation, function, domain, and range.

b. Draw graphs of several different functions. Then draw two graphs of relations that are not functions. Label each example.

c. Choose one of the function graphs you drew above. Create a table of values. Write a function rule for the graph.

d. Evaluate the function rule $y = 3x^2 + 4$ for $x = -2$. Explain which is the dependent variable and which is the independent variable. Graph the function.

ELA Sample – 7th Grade

Anthropomorphism is when people attribute or give human qualities or traits to animals or non-living things.

Throughout *The Call of the Wild* Jack London gives Buck many human-like qualities and traits. Today, your job is to come up with five human-like traits of Buck's that make him seem almost like a person. Tuesday we will add the last one. Use the chart below to record your answers. You are to list the trait on the left and find a specific example from the book to support your choice. Make sure you include the chapter in which the example appears. You are going to work on this in partners, which I have pre-selected.

Human-like Trait

Example from the Text (include chapter number)

1.	
2.	
3.	
4.	
5.	
6.	

ELA Sample - 10th Grade

The Awakening Quiz 2

Name _____

/36

AP English Thinking in Metaphor Trigger Words

Skeleton	Scarc	Mountain	Sense
Valley	Ladder	Pocket	Bladder
Maze	Nest	Pillow	Clack
Amoeba	Saloon	Sandwich	Brain
Fruit	Landslide	Violin	Compass
Water	Liquid	Scale	Factory
Altar	Shadow	Stamp	Garden
Library	Lever	Radar	Hammer
Diamond	Prism	Pulley	Code
Purse	Shovel	Script	Ghost
Army	Smoke	Siren	Hear
Balloon	Machine	Rubber	Feather
Computer	Radio	Saddle	Beetle
Huge	Rack	Lightning	Current
Battery	Map	Parachute	Blister
Spire	Penicillin	Umbrella	Detour
Armor	Microscope	Circle	Ear
Bell	Bomb	School	Candy
Fountain	Meteor	Quar	Bronx
Window	Perfume	Harbor	Engine
Image	Rope	Domin	Bruise
Weapon	Flair	Mirror	Chorus
Typewriter	Moon	Cannon	Glass
Robot	Missile	Road	Floodlight
Seed	Leaf	Drum	Spotlight
Man	Ocean	Fog	Sponge
Rainbow	Shell	Chain	Spear
Alphabet	Sphere	Zoo	Target
Prison	Pyramid	Fungus	Song
Water	Signature	Trigger	Spectrum
Index	Magnet	Cloud	Grave
Moose	Onion	Sandpaper	Triangle
Satellite	Raft	Bridge	Vacuum
Safe	Passport	Antenna	Tapstry
Key	Record	Floor	Ticket
Muscle	Pebble	Staircase	Flyer
Lamp	Star	Eraser	Swamp
	Vulture	Flower	

Using the "trigger" words on the other handout, I would like you to construct four (4) comparisons that show the depth of your understanding of characters and events in chapters 15-29 of The Awakening. In the first sentence, you should establish your metaphor and then explain it with a thoughtfully articulated "because" statement. Then, add two sentences of commentary and specific details to show how your metaphor is an apt comparison given the nature of the character or event or object.

Horse Races Mademoiselle Estier's Apartment Scar on a White Wrist
Kentucky Wedding

Thinking in metaphor 1: _____

Thinking in metaphor 2: _____

Thinking in metaphor 3: _____

Implementation

- Facilitate Staff Development Days
- Hold Summer Training
- K-12 Alignment Meetings Monthly
- Teach 2 / Plan 1 / Coach 1
- Teacher buy-in (colleague to colleague)
- Travel to all schools
- Provide aid in the form of :
 - Research
 - Lesson planning
 - Assessment Construction
 - Best Practices

Teacher Training is Linked to Teacher Needs
Expressed Through Surveys and Data



What Have We Accomplished?

Across the Board Accountability

Writing across the curriculum

Common language

Collaborate Projects

Better Instruction

Modeling

Team Teaching

Multi-school observations

Common Assessments

3, 6, 9 week


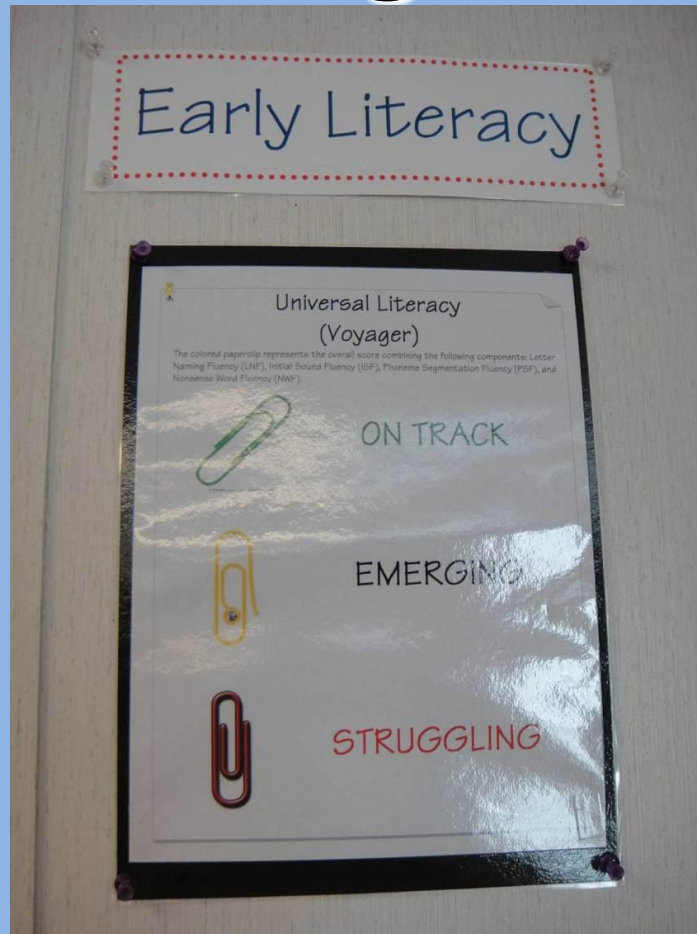
Common Writing Rubrics

Data Rooms

- Brings ALL data off the shelves and into the open
- Gives a complete picture of the student in one place regarding attendance, discipline, MCT2 or SATP results, and all progress monitoring
- Helps teachers determine trends and spot areas of weakness
- Ensures that data drives decisions
- Source of information for Tier Process



Data collection begins in Kindergarten.



Data is Disaggregated to Give a Complete Picture of the Student


Speech Student?

Race?

Male?
Female?

Retained?

In Gifted Program?



SPED?

Attends
Extended
Day?


MCT2 or
SATP
Scores?

Tier
Process?

Participated in ClassWorks?

Daily Absences

Discipline Referrals



RENAISSANCE PROGRAM

DeLisle
Elementary
School

Pass Christian
Elementary
School



Pass
Christian
Middle
School

Pass
Christian
High
School

H.A.T. Parties

Homework, Attendance, Tardies



Cards Reward Progress

- **Gold**
- **Silver**
- **Bronze**
- **Purple**
- **White**



The background of the image is the NFL logo, which consists of a blue shield with a white banner across the top. The banner contains a black silhouette of a ship. Below the banner, the word "NFL" is written in large, red, serif capital letters. The shield is set against a blue background.

NFL

No F League

No F's on the report card

Graduation Pledges



District Challenges

- *Underfunding – Since 2008, the District has lost \$5,493,661 due to underfunding of the MS Adequate Education Program (MAEP)*
- *Technology infrastructure and equipment needs*
- *Meeting emotional needs of a number of our students*
- *Meeting unfunded mandates which come from legislative sessions*

Thank you for visiting Pirate Land!

