Funding Gaps in Indiana

2022–24

Every student deserves access to the resources they need to succeed in school and after high school. Yet, many high-needs districts receive less state and local funding than they need to support students. This snapshot shows how state and local funding differs between districts serving the highest and lowest concentrations of students of color, students from low-income backgrounds, and English learners in Indiana. Together, these comparisons provide a clearer picture of which students have access to more resources and who is being left behind.

Funding Gap between Districts Serving the Most and Fewest STUDENTS OF COLOR

The districts serving the most students of color receive $1,000 or

6.5%

more state and local revenue per student than the districts serving the fewest students of color.

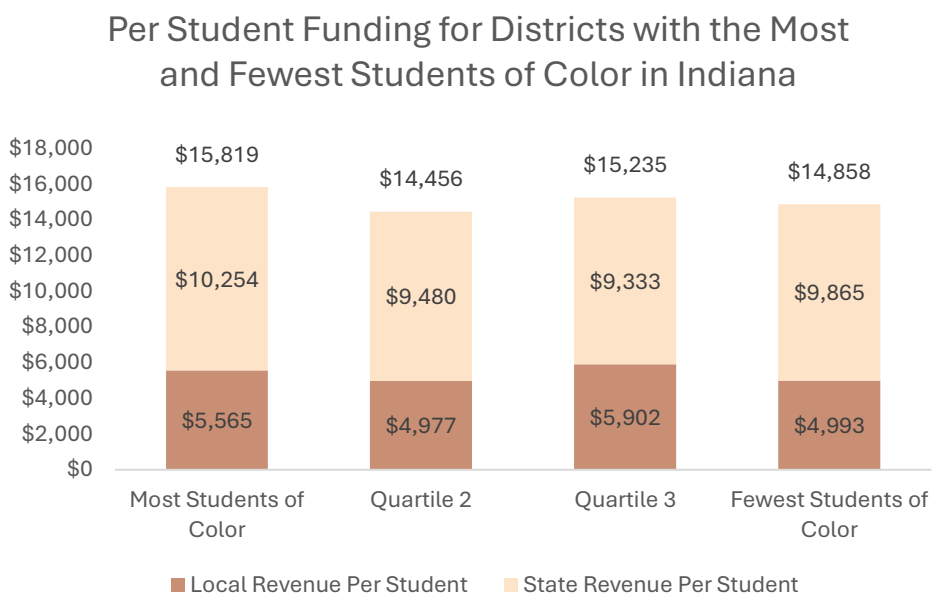

EXPLORE THE FULL REPORT

Read the full report and explore the data tool at edtrust.org/rti/funding-gaps or scan the QR code.

Funding Gap between Districts Serving the Most and Fewest
STUDENTS FROM LOW-INCOME BACKGROUNDS

The districts serving the most students from low-income backgrounds receive $400 or

2.8%

more state and local revenue per student than the districts serving the fewest students from low-income backgrounds.

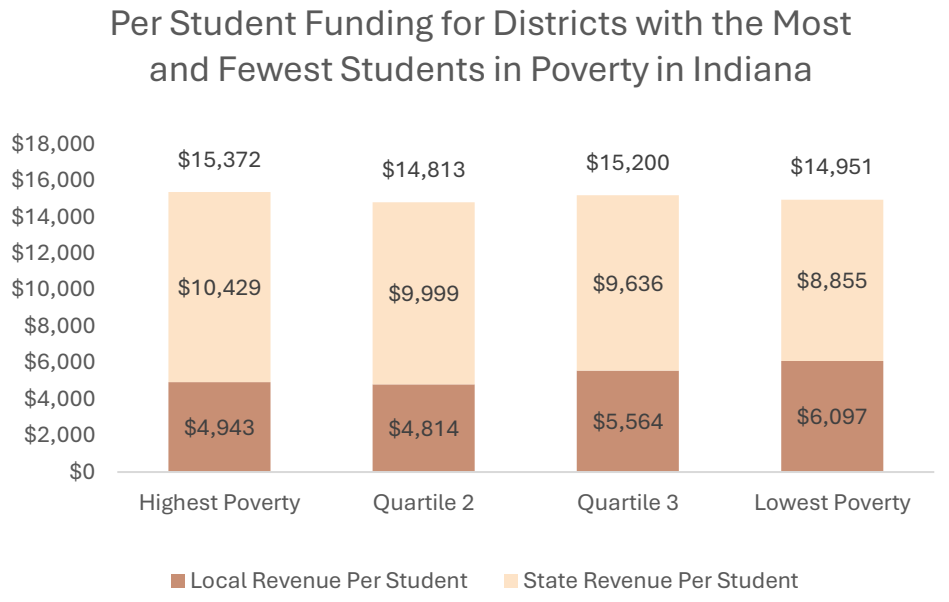

Funding Gap between Districts Serving the Most and Fewest
ENGLISH LEARNERS

The districts serving the most English learners receive $500 or

3.0%
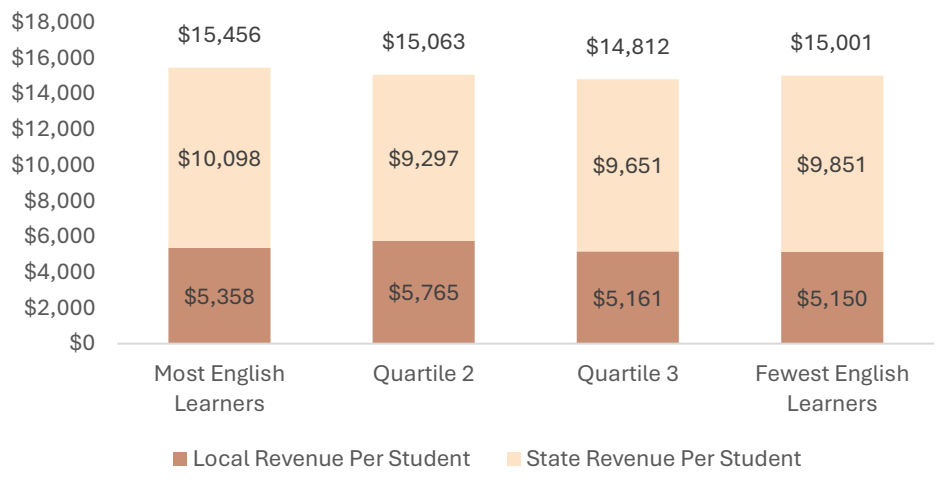
more state and local revenue per student than the districts serving the fewest English learners.